

# FROM THE PRESIDENT

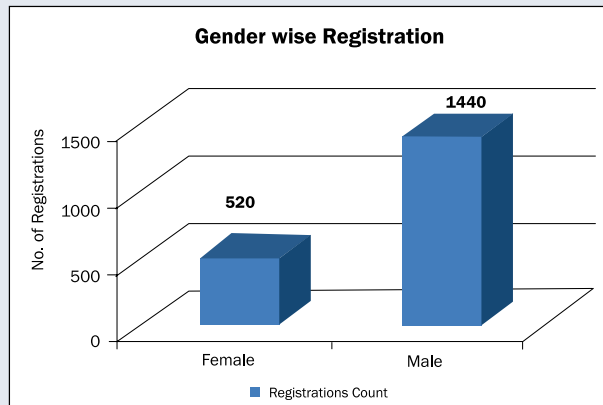
**T**he ACET examinations are on 28th and 29th January, 2012 to be conducted over 42 cities across India. Out of 48 cities wherefrom registrations were facilitated, we could not get any registration from Bilaspur, Gandhidham, Jammu, Shimla and Srinagar. Mysore candidates decided to take the examinations from Bangalore. However, still the 43 cities give a fairly good spread across India and that is what was intended. As against internal target of just 1,000 registrations, I did have a wishful thinking for 2,000. Well, we achieved a number close to it – 1,960.

A peep in to profile of ACET registrations does throw light, sufficient for us to work along the lines that we deliberated in Lonavala on 10th July 2011, the last day of the Strategy Initiative Workshops.



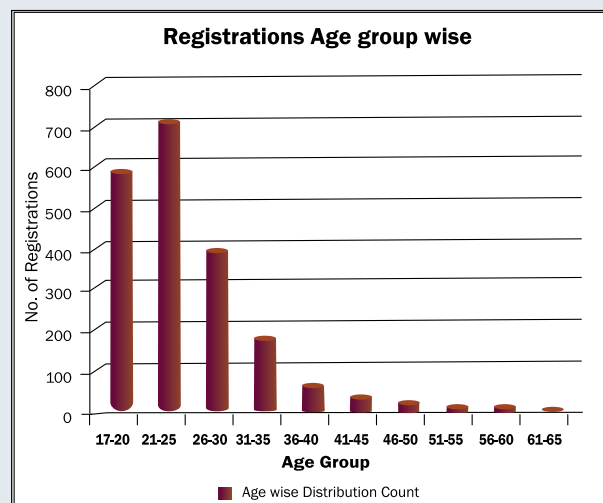
### 1) The gender spread

Gender wise Registration	
Gender	Reg. count
Female	520
Male	1440
<b>Grand Total</b>	<b>1960</b>




### 2) The age spread:

Age wise Distribution	
Age	Count
17 - 20	582
21 - 25	708
26 - 30	391
31 - 35	176
36 - 40	58
41 - 45	30
46 - 50	12
51 - 55	1
56 - 60	1
61 - 65	1
<b>Total</b>	<b>1960</b>



### 3 ) Qualification profile:

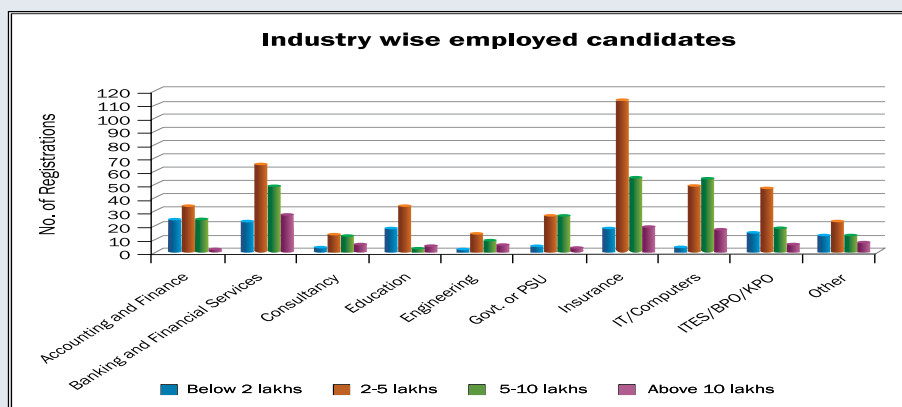
Qualification	No.	%
Engineer	284	14.49%
Graduate	476	24.29%
Hsc (10+2)	492	25.10%
Information Technology	21	1.07%
MBA, CA, CS, ICWA	410	20.92%
Others *	277	14.13%
<b>Grand Total</b>	<b>1960</b>	<b>100.00%</b>



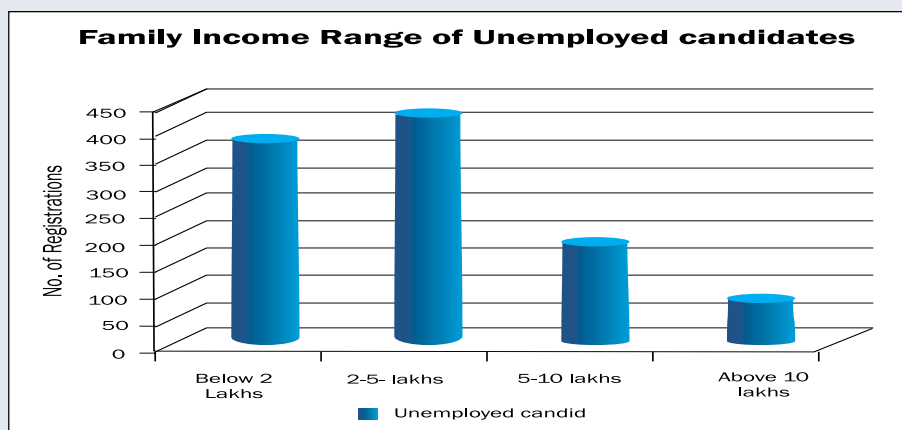
Others\*:  
 Pursuing Graduation  
 Pursuing Diploma  
 Pursuing Post Graduation  
 Pursuing CA/CS/ICWA/MBA or other Management/  
 Engineering/IT Courses  
 Post Graduate

**4) Employment and Income:**

INDUSTRY WISE EMPLOYED CANDIDATES					
Industry	Below 2 lakhs	2 - 5 lakhs	5 - 10 lakhs	Above 10 lakhs	Grand Total
Accounting and Finance	24	34	24	2	84
Banking and Financial Services	22	65	49	28	164
Consultancy	3	13	12	6	34
Education	18	33	3	4	58
Engineering	2	13	9	5	29
Govt. or PSU	4	27	27	3	61
Insurance	17	113	55	19	204
IT/Computers	3	49	54	17	123
ITES/BPO/KPO	14	47	18	5	84
Other	12	23	12	7	54
<b>Grand Total Employed</b>	<b>119</b>	<b>417</b>	<b>263</b>	<b>96</b>	<b>895</b>



FAMILY INCOME RANGE OF UNEMPLOYED CANDIDATES					
Particulars	Below 2 lakhs	2 - 5 lakhs	5 - 10 lakhs	Above 10 lakhs	Grand Total
Unemployed candidates	378	425	184	78	1065

**Awards for ACET Excellence:**


N K Parikh, Fellow member has announced;

“The candidate passing the ACET with highest aggregate marks and becoming a member of our Institute would be eligible. If ACET is held twice, we can consider rewarding twice. The amount I have in my mind is Rs.5000\*2 =10000 per year. The equivalent capital amount can be given as donation to our Institute for the purpose. The prize would be as from and in the name of Parikh Parivar. “

Such are the solid bricks that build a profession. Thank you Parikh Saheb.

**What next?**

Watch out as things unfold for changing the face of the Indian actuarial profession.

Regards,  


**Liyaquat Khan**